
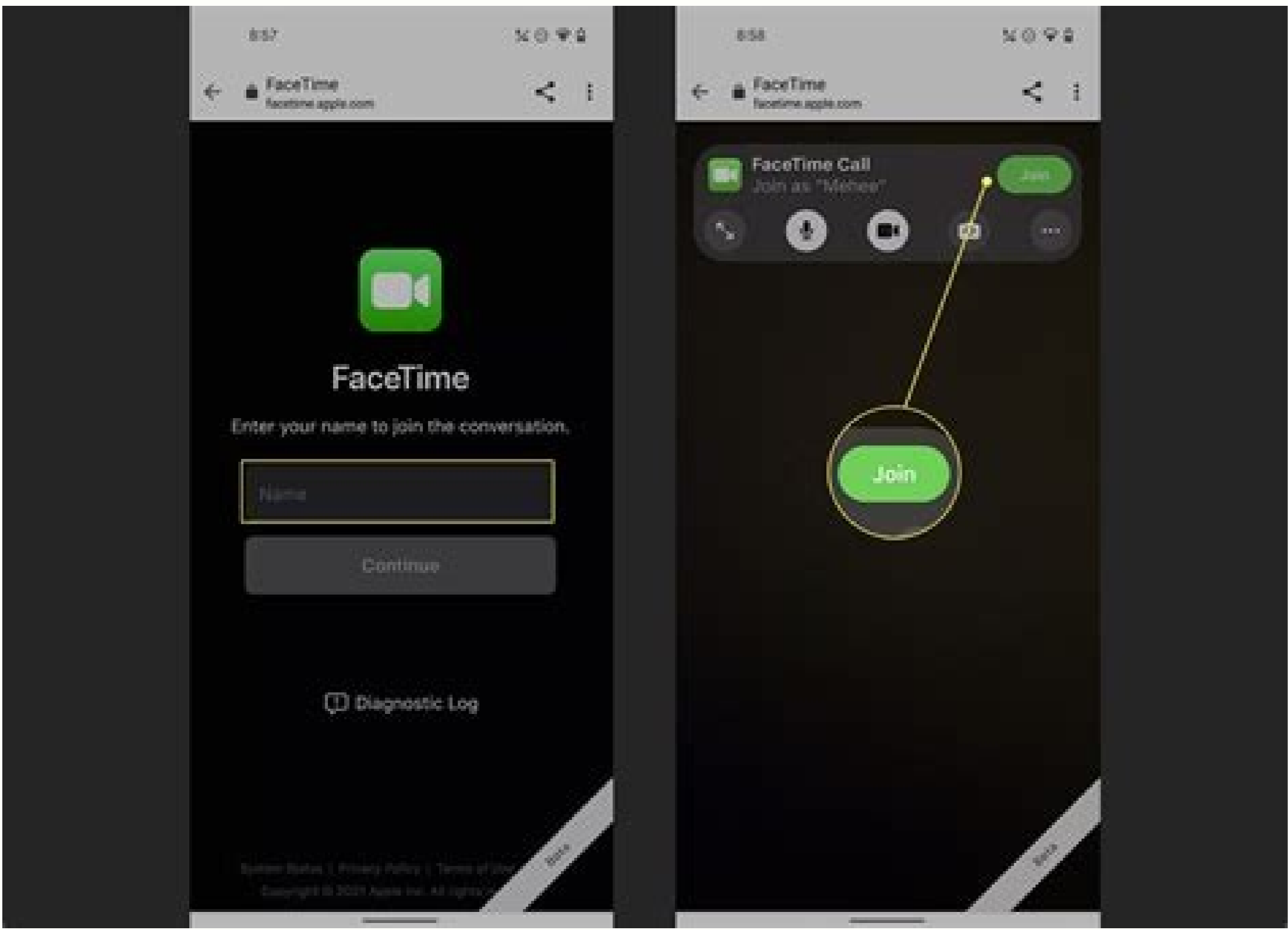



Can we use facetime on android

 I'm not robot  reCAPTCHA

Continue





Can someone with an android use facetime.

Yes, Apple can finally be organized with Android Mobile Fones, the owner of an iPhone with Android phones. Have you ever wondered why you couldn't have a boy on Android? Here's how most people have. With the next iOS 15 publication, Mac, iPhone and iPad users create user connections from Guy Android. But we first returned a little. At iOS 15, why is the boy available only on Apple devices? Why is it not among the platforms like Zoom or Skype? The main reason is that Apple knows that this boy is simple, elegant and reliable. So if you are Apple, why should you create this application on Android? But that changes in the case of iOS 15. But it's great, but it should be noted that Apple does not transfer the boy's application to Android. Attention be careful, as we said: Guy appears on this platform with iOS 15? And of course, iOS 15 only works on iPhone - so what is it? In iOS 15, the iPhone user can use the Guy application to create video connections with other iPhone users. However, users can also generate a link for video calls, which they can send to anyone on any device. The connections of these guys open the device browser when click on the Android or Windows device and allows the user to participate in the combination with Guy via the network. This means that Android users cannot start connections for children. Only iPhone, iPad and Mac users can always do it. Android users can now join the boy's calls. Fin, what should you do if you want a guy between the iPhone and the Android phone? Well, the user of the iPhone must start the connection by sending a connection to a boy to the Android user. Here, you should do if you have an iPhone and start a boy's connection: open the boy's application to your iPhone. Press "Create a message connection to send the messages installed on your iPhone. Take the option you want to share the boy. And here you must do if you have a phone with Android and Guy - you want to connect the connection: If you receive a link for children (second and -mail, sms, WhatsApp or in a different way), touch it. The connection is open! Yes, Apple finally allowed the owners of the iPhone to use Facetime with Android phones. Want to know why Facetime is possible on Android? Like most people. But now, with the next version of iOS 15, Apple now allows users Mac, iPhone and iPad to make Facetime users Android users. But first we will retreat a little. Why was Facetime only available on Apple iOS 15 devices? Why is it not multi -platform, like a zoom or skype? The main reason is that Apple knows that Facetime is very attractive to consumers in terms of the type of phone that they buy. Facetime is simple, elegant and reliable. So, if you are Apple, why do you need to do this application for Android? If you want Facetime - buy iPhone. Fasten it, or at least it was before. But with iOS 15, everything has changed. But - and this is large but - it should be noted that Apple does not provide the Facetime application for Android. Remember, we said that Facetime will appear on this platform with iOS 15? And, of course, iOS 15 works only with the iPhone - so what's new? In iOS 15, the iPhone user will be able to use the Facetime application to make video calls with other iPhone users, as users, but users can also create links for the Facetime video calls that they can send to anyone on any device. When these Facetime calls click on the Android or Windows device, the web browser of this device opens, and the user of this device can access the Facetime call on the Internet. This means that Android users will not be able to make Facetime calls-only iPhone, iPad and Mac users can still be done. But now Android users can at least join Facetime calls. So what do you do if you want to use the Facetime between the iPhone and the Android phone? Well, the iPhone user must initiate a call by sending the Facetime link to the Android user. Here's what you need to do if you have an iPhone and you start a Facetime call: open the Facetime application on your iPhone. Click create a link at the top of the screen. A pop-up window will appear with the question of how you want to share the Facetime link through SMS, email, AirDrop or any number of third-party messages for the exchange of messages that you installed on your iPhone. Touch the option that you want to use to be sent to Facetime. And what do you need to do if you have an Android phone and you want to join the call: when you get the Facetime link (which will be sent to you by e-mail, text, WhatsApp or in another way), click the link. The link will open Chrome browser. Enter your name on the site when you want to show other Facetime calls. Click Continue. Then click on the COP-up Gymnasium. At this point, the iPhone user has to give access to Facetime call. As soon as you do, the Android user will see all the standard Facetime options, such as camera control, sound shutdown, calling and many more. Note that these features will only be available in the autumn when iOS 15 is delivered. However, if you have an iPhone, you can connect to iOS 15 public beta and try these features with your Android friends today! Twitter Facebookedineemail Measurement Mixpinterest PocredtWhatsApp Apple Expert and Writer Michael Grothaus has been related to Knowyourmobile technology for most of the 10 years. He was already working on Apple. And before that he was a cinema journalist. Michael is a published author; Epiphany Jones decided that Weekly Entertainment is one of the best Hollywood novels. Michael is also authored by other publications, including Vice and Fast Company. As mentioned, you need an iPhone, iPad or Mac - Android or Windows video chat (so far) to start Facetime calls. Download Facetime for your Apple device. Instead of entering a number or email address as usual, if you contact you, select the link. Several options are then shown to share this link (add to the word to enter a suitable name). For example, you can copy it to the clipboard or send it to another application, such as messages or emails. If you do not immediately copy it, it is still available on the Facetime Home screen so that it can be shared later. (Interestingly, why are we more productive in a virtual meeting when the camera is off) Anyone you give this link can connect to your Facetime discussion. There is no need for password protection or registration, although you can confirm chat requests immediately after submission. All the links you create remain active until you remove them. To do this, click the information button next to the link and select the link. You can end the conversation Touch the created link then choose the selection. When other participants follow your shared link, a pop-up prompt will appear asking if you want to allow them. If someone follows the link before you start the call, you'll see the hold page and instructions that the person is trying to join the call. (By the way, the expert explains how to make a good impression in the online meeting.) Join Facetime calls without Apple. Facetime calls can now be accepted with Android smartphones. Android PR phones cannot make Facetime calls, but they can respond to Facetime call browser like Google Chrome. To invite an Android user to Facetime via Mac, iPhone or iPad, select "FaceTime", "Create a link", then send it to the Android user device. Apple has finally made it possible for people with Android phones to use Facetime...a little. It's not as simple as downloading the Facetime app from the Google Play Store on your Android phone, but it does have video calling capabilities. We'll show you how it works. This trick is that you still cannot start a Facetime call from your Android device. However, if you're invited by someone using an iPhone, iPad, or Mac, you can join a Facetime call. It's not an Android dream, but it's the best we've got. Related: How to send a Facetime link using Facetime for Android OS. iPhone and iPad users running iOS 15, iPadOS 15 or later can open the Facetime app and select "Create a link", then share a link with you as desired. If the Mac has an operating system MacOS 12 Monterey or later, you will find the "Link" button at the top of the Facetime app. They can then share a Facetime link with you using any messaging platform. Android devices are used here. You'll get a link to facetime.apple.com, which looks like this: Open Google Chrome on your Android phone or tablet. At the time of writing, Chrome is the only supported Android browser as of July 2021. Enter your name in the field and tap Next. Then select "Join" from the floating toolbar at the top. person with iPhone, iPad, Mac sends you that the link should accept your request to participate. You will have typical conference checks at the top of the screen after the entrance. They include creating a full screen video, turning off the microphone, opening and off the video, turning the camera and more. You are now on the Facetime Call version on the Android device! Click on the screen to bring the toolbar again and select the "conclusion". Although it is fully operational in the browser, its quality is really good. Is it just as useful as the Facetime app for Android? No, but this is a reasonable solution. Related: How to turn off the wrong visual connect iPhone iPhone Apple to prevent their users from switching to Android with iPhone and iPad. For example, this is why Apple has never brought iMessage to Android. Apple will soften this policy using iOS 15: Facetime users can video conversations with friends or family members on Android phones, Windows on a computer or any device with a running browser. In addition to End-end encryption, the new Facetime iOS 15 program Shareplay; This means that consumers can share interviews with music, videos, connection or other media. We don't think Android users can reach the Apple app through Facetime, but hypothetically third participants should be an honest game. If you don't have an iPhone, you can't call Facetime. Nevertheless, if you may have to direct anything during the process, we will indicate to share Facetime connection to the iPhone or iPad. We will then explain how to use this Facetime connection with Android or Windows. After loading the Beta -os 15 or iOS 15, the new Facetime Link system operates as follows. (Video Loan: Apple) To share a link to Facetime, iOS 15 or iPadOS 15 should be installed. If you don't already have it, you can check that your iPhone or iPad is compatible with iOS 15. Currently, there is only a creator's beta version, but Apple should release the overall Beta version with the new Facetime program in July. ; Once the problem is solved, open Facetime. You need to see the connection in the upper part of the program. Click on it and will appear with the following parameters: Add the name: For example, give your name in the connection, contact your mother or meeting at 9am. Subject to their goals: you will see the recommended place options where you can send links, including Apple, AirDrop, mail or other messages. Link: If you decide to manually share a link with more people, the link will be added to your phone's clipboard. With just a few taps, you can share a link with anyone you choose using an individual message, chat or email for a group chat. It's quite simple! Now let's move on to Android. How to use Facetime on Android or Windows? When your iPhone relative, friend, or colleague sends you a Facetime link, click the link. This will take you to the default browser where you will be asked to enter your name so you can connect to the chat. Enter your name and press Continue. This will connect with you on the Facetime call! The possibility of mute and hiding video, switching between the rear camera and the selfie camera, or the end of the search. You won't see the same options on the iPhone or iPad as the host, but just start the service. Android vs iPhone: What's the difference and which is better for you? You?

