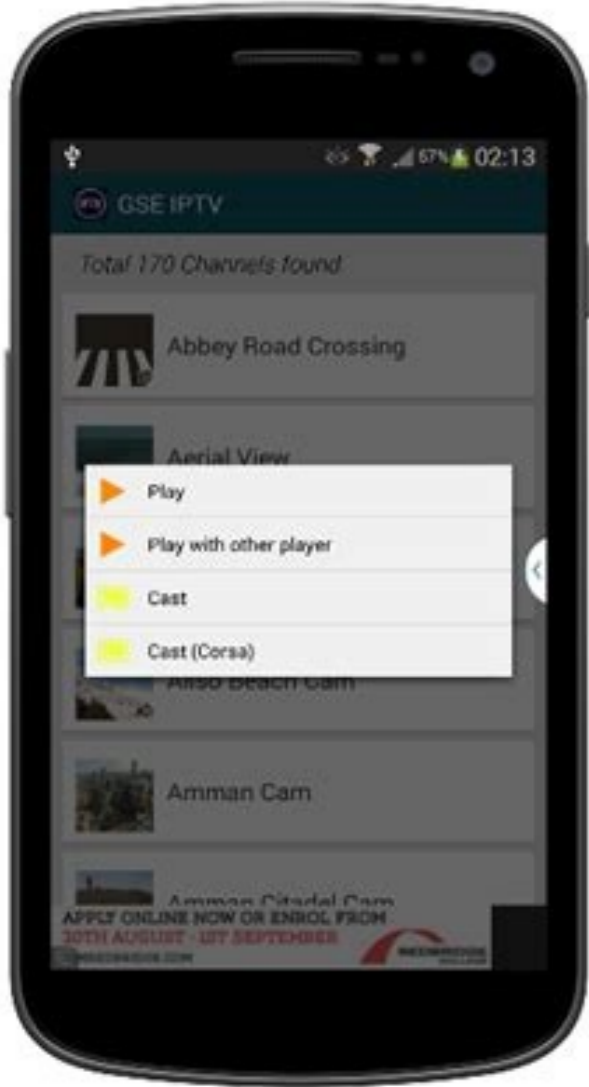
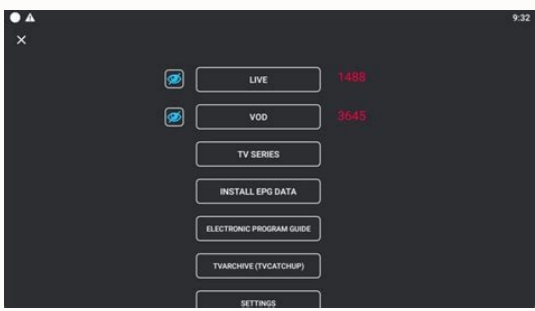
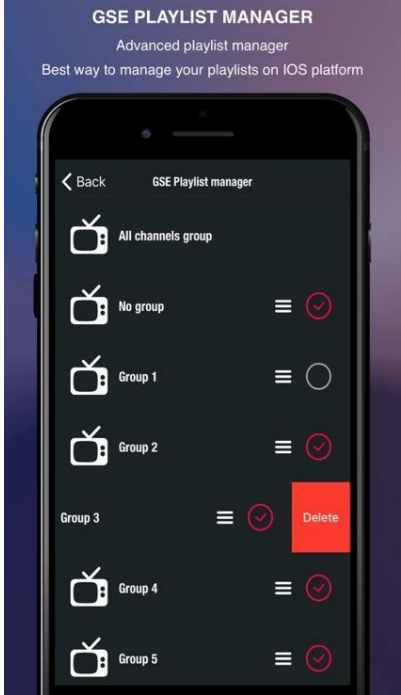


Gse iptv smart tv

Continue





Is gse smart iptv legal. Gse smart iptv apple tv review. Is gse smart iptv free. Gse smart iptv alternative.

Support: CHROMECAST Support: XTREAM CODES API API support automatic live and VOD playlist including EPG and movie information Support: AUTO CONNECT LIVE STREAM Support: and insert M3UP content Support: Dynamic language switching (31 LANGUAGES) Support: Multiple Themes Support: Built-in player supports all popular formats including RTMP tags Support: Built-in subtitles and external subtitles (SRT) support (built-in support ) Bimap subtitles: DVB-TELETEXT, DVD subtitles, DVB subtitles, xsub, hdmy pgs subtitles, ASS, SSA, SUBRIP, ... and more... \*\*\*\*\* DEVICES SUPPORTING EMBEDDED PLAYER \*\*\* \*\*\*\*\* ARMV7A devices - ARM64 devices - INTEL X86 devices (also works on x86\_64 devices) \*\*\*\*\* Please note that this application does not contain any playlists other than sample playlists. The user must provide their own content. \*\*\*\*\*GSE SMART IPTV is a fully customized advanced IPTV solution for live and indirect TV/streaming. Built-in player features Supported video formats: 3g2, 3gp, 3gp2, 3gpp, amv, asf, avi, divx, drc, dv, flv, f4v, gvi, gxf, webm, wm, wmv, wtv, \_xesc, \_m1v, m2v, m2t, \_m4v2ts, mkv, mov, mp2, mp2v, mp4, mp4v, mpe, mpeg, mpeg1, mpeg2, mpeg4, mpg, mpv2, rec, rm, rmvb, tod, ts, tts, vob, \_vro ..... and more live streaming iptv support. HTTP, HSL, M3U8, MMS, RTSP and more - RTMP supports all options including secure tokens. Dynamic language support function - Language is set to default language, but users can switch between 31 languages without changing device language settings - Supported language Arabic, Czech, Danish, German, Greek, English, Spanish, Finnish, French, Hebrew, Hungarian , Indonesian, Italian, Japanese, Korean, Malay, Dutch, Portuguese, Romanian, Russian, Swedish, Thai, Turkish, Chinese (Simplified), Chinese (Traditional), Catalan, Norwegian, Polish, Slovak, Ukrainian, Vietnamese report someoneif you find droidvision.co.uk@gmail.com or . Disclaimer:- GSE SMART IPTV PRO does not provide or include any media or content except some examples of fake links to SinteláSintelá licensed under Creative Commons Attribution 3.0. © Copyright Blender Foundation | durian.blender.org Tears of Steel (MANGO Open Movie) licensed under Creative Commons Attribution 3.0 © copyright Blender Foundation | mango.blender.org - Users must provide their own content - GSE SMART IPTV is not affiliated with any third party. - We do not support streaming of copyrighted material without the permission of the copyright owner. Support: EPG TIME SERIES Support: XTREAM CODES API Support: Web interface (GSE WEB TOOLS) for managing playlists Support: Parental control Support: Automatic reconnection to live broadcast Support: Dynamic language switching Support: Multi themes support Support: Copy and paste playlists Support: EPG on: Support built-in subtitle channels and other external subtitle formats (support for embedded bimap subtitles: DVB TELETEXT, dvd subtitle, dvb subtitle, xsub, hdmy pgs subtitle, ASS, SSA, SUBRIP, ... and more...) External subtitle support: subrip(srt), ass and more here functional free version available. Test the app before buying. GSE SMART IPTV is a fully customized advanced IPTV solution for live and non-live applications/broadcasting. With a built-in powerful player that supports most formats, including RTMP with all options. Fast intelligent M3U playlist analyzer. - Exclusive features: DLNA/UPNP and SAMBA client support. - Now users can browse all WINDOWS and MAC PC and play all media files directly without downloading and converting. -M3U, subtitle subtitle (.srt) and XMLTV EPG files directly from PC/MAC. If you ever want to play M3U, JSON live streams, if you need a player that supports those live streams (not live broadcasts), this IPTV is the solution that meets those requirements. We have provided M3U, JSON, etc. samples and we're ready to go. - Built-in powerful player supports all popular video formats including RTMP with all options including markers. The player supports many popular formats like m3u8, mms, rtsp, rtmp...etc. for live streaming as well as MKV, AVI, MP4, MPEGTS, \_MOV,OGG,FLV etc. For offline broadcasting - Support: local M3U playlists (user can upload via FTP or web browser via built-in http server) - Support: remote playlists (user can add their own remote playlists via http) - Support: Secure playlist - Support: EPG in XMLTV format (xml, zip, gz formats are allowed): - Faster and better M3U smart analyzer More features1. Favorite playlist 2. Download remote playlist to local 3. Remote playlist can be instantly added to database4. Built-in HTTP WEB SERVER UPLOAD for playlists, EPG, etc. Users can now not only upload their content via FTP, but also upload using any web browser on any OS5 system. Supports XMLTV EPG, supports XML, ZIP, GZ format \*\*\* EPG support for local and remote, remote control can be updated regularly \*\*\* 6. Dynamic language support functions - the language is set to the default language, but users can switch between 31 languages without changing device language settings - supported languages: Arabic, Czech, Danish, German, Greek, English, Spanish, Finnish, French, Hebrew, Hungarian, Indonesian, Italian, Japanese, Korean, Malay, Dutch, Portuguese, Romanian, Russian, Swedish, Thai, Turkish, Simplified Chinese, Traditional Chinese, Catalan, Norwegian, Polish, Slovak, Ukrainian, Vietnamese Please report any bugs you find to david@gsetechnology.co.uk Disclaimer: GSE SMART IPTV PRO does not provide or contain any media or content that no some examples of fake links on Sintel - Sintel -like Creative Commons Attribution 3.0. © Copyright Blender Foundation | durian.blender.org - Users must provide their own content. GSE SMART IPTV PRO is not affiliated with any third party service provider. We do not support the streaming of copyrighted material without the consent of the copyright owner. - TVOS 15.4 is ready - Minor bug fixes for TVOS 15.4 - Serial API lookup added - And much more..... I have a 175Mbps connection to my Apple TV and I can't figure out why buffering is happening. I bought all the apps for my Apple TV, iPhone and MacBook Pro, they work fine and there is nothing better than this app, also thanks from the support team to fix some bugs in the Apple TV app, I appreciate it. I have one problem with the Apple TV app. : in the title > xtream api codes > ( after authorization ) There is nowhere to look in the series section, but there is an iPhone and a MacBook. Could you add a search section to the Apple TV app? I'm looking forward to it! Thank you very much - add a search bar to the pages of series and movies. - Also add a function (sorting) to these pages to make it easier for us. Thanks for such a powerful app! Developer droidvision has stated that the app's privacy policy may include data processing as described below. Please see the developer's privacy policy for more information. The following data may be collected, but is not associated with you personally: Location identifiers Diagnostics Privacy practices may vary depending on, for example, the features you use or your age. Find out more Application Support Privacy Policy GSE Smart IPTV Smart TV is one of the most popular applications for playing IPTV content. Not only can you watch all the live channels it offers from your phone or tablet, but you can also watch them from your smart TV, which will require a few very simple steps depending on the TV brand. I will briefly outline this procedure below. Know how to install gse Smart TV Xiaomi My TV, Hisense, Tizen, RCA, Hitachi, AOC TV, Samsung, LG, Philips, Noblex, TCL, BGI, Haier and more. Content Index If you have a Smart TV running AndroidTV at home, you can access all GSE Smart IPTV content very easily. If your TV is Android, you can download GSE Smart IPTV from Play Store. Installing GSE Smart IPTV on Sony Smart TV The first thing you need to do is turn on the TV and make sure it is connected to the Internet via Wi-Fi or Ethernet. The next step is to go from AndroidTV to the Google Play Store. Some remotes have a shortcut button that takes you directly to that app, but if not, you'll have to press the "menu" button, then click the Play Store icon. There you type "GSE Smart IPTV" into the search engine and then select the download option. After downloading, just log in, register with your credentials and start enjoying your favorite content. Download GSE Smart for older non-Android TVs There is also another way to complete this process: go to the GSE Smart IPTV website and download the GSE Smart IPTV app from there and install it on your Android TV later. This procedure is also simple, but a little more tedious, so it is best to do it directly from the Google Play Store. m3u/iptv playlist for playback on smart TV. This is an app where you can add m3u playlists and play them on your smart TV. You can add lists of movies, series, novels, anime, sports (football), adult and more. M3U lists are free and private and can be accessed from websites, forums, social networks, etc. These lists can be downloaded to the Smart GSE app and viewed on your Android TV. Android TV Watch GSE Smart TV IPTV App for Samsung Although the GSE Smart IPTV app is not available in the Tizen store, the Samsung Smart TV OS has a very simple trick to play this content on your TV. What you need to do is download the file to your smartphone or The GSE Smart app accesses what you want to see and then shares the screen with your Samsung Smart TV. add iptv and m3u lists To do this, you must first make sure that both the TV and the phone are equally connected to the WIFI network. Then open the quick access panel on your mobile and select "release" or "transfer", at this moment you will see a list of TVs connected to the same network, select the one you need and that's it, you already have access to GSE Smart IPTV. on a Samsung Smart TV. GSE Smart TV Apple TV If you are an AppleTV user, you can easily access GSE Smart content. Just go to the app store on your TV and download the GSE Smart IPTV app from there. Once installed, you sign up with your credentials, log in to your partner's server, and all you have to do is start enjoying your favorite content. If you want to know about articles similar to GSE Smart IPTV for Samsung, LG, Sony and Hisense Smart TV, you can visit the Streaming category. streaming.

